

# Youth for the Quality Care of Animals (YQCA)

**Lexie Hayes**

**KSU Youth Livestock Coordinator**

**ASI Ag Agent Update**

**November 9, 2017**

**A NEW OPTION FOR YOUTH LIVESTOCK EDUCATION**

# Youth for the Quality Care of Animals (YQCA)

New, national multi-species youth livestock quality assurance program

- ❖ Beef Cattle
- ❖ Dairy Cattle
- ❖ Swine
- ❖ Sheep
- ❖ Goats
- ❖ Market Rabbits
- ❖ Poultry



# Youth for the Quality Care of Animals

Standardize Youth Livestock Quality Assurance Programs

Reduce burden for states to create and manage individual systems

Supported by national industry partners



**National Cattlemen's  
Beef Association**

Cattlemen • Leadership • Solutions



**AMERICAN SHEEP INDUSTRY ASSOCIATION**  
YOUR INDUSTRY ADVOCATE SINCE 1865

*Knowledge  
for Life*

# Youth for the Quality Care of Animals

## Program Overview

- ❖ Designed for youth ages 8-21
  - ✓ Age Groups: Junior, Intermediate, Senior, Young Adult
- ❖ Focus Areas
  - ✓ Food Safety
  - ✓ Animal Well-being
  - ✓ Life Skills
- ❖ Annual certification
- ❖ Curriculum covers 3 modules/year; age appropriate
  - ✓ Different modules every year

# YQCA Curriculum Map

| Junior (8-11)     | Year 1                              | Year 2                               | Year 3                  | Year 4  |
|-------------------|-------------------------------------|--------------------------------------|-------------------------|---|
| Food Safety       | The Basics of Animal Identification | Administering Animal Health Products | Keeping Animals Healthy | Consumer Education – Thinking Like A Consumer |
| Animal Well-Being | The Basics of Animal Care           | Quality Care                         | Willful Acts of Abuse   | Record Keeping                                |
| Life Skills       | The Basics of Animal Behavior       | Goals To Success                     | Ethics In The Show Ring | Get Involved                                  |

| Intermediate (12-14) | Year 1                     | Year 2                               | Year 3                         |
|----------------------|----------------------------|--------------------------------------|--------------------------------|
| Food Safety          | Providing Quality Feed     | Administering Animal Health Products | Herd Health Plan               |
| Animal Well-Being    | Daily Animal Care          | Providing Quality Care               | Animal Handling & Food Quality |
| Life Skills          | Youth Leadership & Service | Emergency Action Plan                | Ethics In The Show Ring        |

# YQCA Delivery Methods

## Online

- ❖ Knowledge builder, skills lab, quiz for 3 modules
  - ✓ Child may re-take quiz until they pass
  - ✓ Must re-do module each time
- ❖ Open to anyone
- ❖ \$12/person

[Example Junior Skills Lab Module](#)

# YQCA Delivery Methods

## Instructor-led Workshops

- ❖ States must sign a MOU for this option
  - ✓ Allows interface with 4HOnline
  - ✓ Can provide some data for reporting/ES237
- ❖ Face-to-face trainings led by certified trainers
- ❖ Extension Professionals, Ag Instructors, Veterinarians
  - ✓ Attend training and agree to the terms and conditions of curriculum use
- ❖ \$3/person

# YQCA Delivery Methods

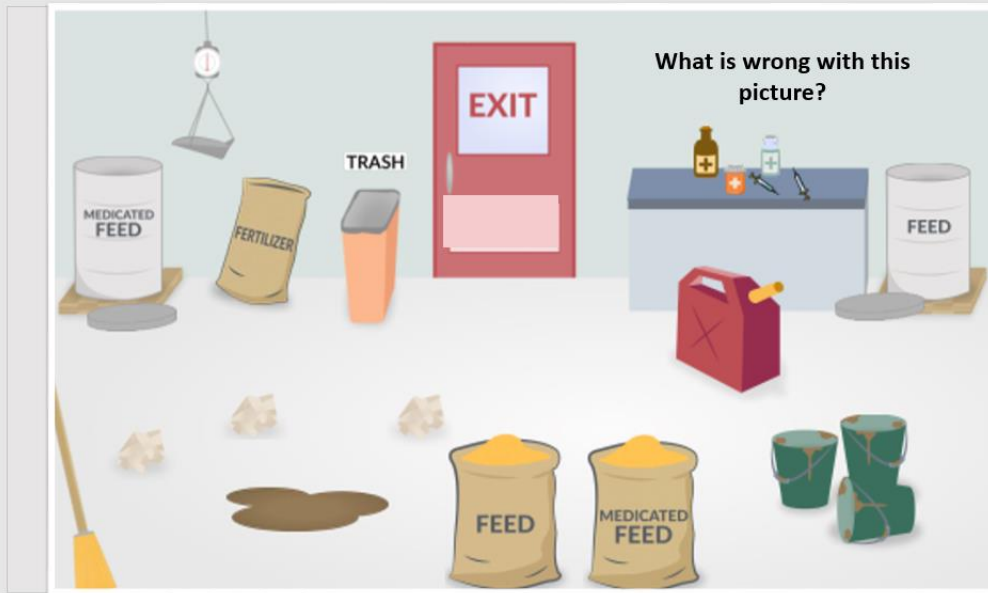
## Instructor-led Workshops

- ❖ 60 minute session with a certified trainer
- ❖ Two options
  - ✓ Junior only
  - ✓ All age groups (junior, int., senior)
- ❖ Required to use curriculum
  - ✓ Optional activities are provided
  - ✓ May add material as necessary
- ❖ Training can be engaging and discussion focused



# YQCA Delivery Methods

## Instructor-led Workshops



Have students answer the questions below. Included are correct answers and dialogue to share

What's wrong with this picture? To start, how would you address trash and spills in the feed room?

- *Answer:* All trash should be put in trash cans and spills swept or mopped up.

Now that the trash and spills are taken care of, let's focus on feed storage. What can be done here?

- *Answer:* Medicated and non-medicated feeds should be kept separately so there is no chance of getting the feed mistaken. Also, access to feed by rodents, cats, dogs and raccoons needs to be prevented.

Now it's time to straighten up items around the room. Drag any items that don't need to be in the feed room through the door.

- *Answer:* Feed storage rooms are only for feed storage, and it is unlawful to store chemicals such as fertilizers, pesticides, oil or gas with feed. Equipment also needs to be cleaned regularly, this includes scoops, feed buckets and other equipment used to mix or distribute feed.

Example Slide from Instructor-Led Slide Deck

# YQCA Delivery Methods

## Instructor-led Workshops

### Medicated and Non-Medicated Feed

- Always properly clean feed mixing equipment between batches
- Leave residual feed in the bottom of the mixer so none of it goes to waste
- Clean pens and feeders following the use of medicated feeds
- Clean pens and feeders when a new set of livestock comes in
- Use the same scoop for medicated and non-medicated feed
- Label separate scoops used for medicated feed and non-medicated feed
- Follow appropriate withdrawal times when feeding medicated feed
- Records of medicated feed can be kept if the producer chooses
- Use different colored scoops for medicated and non-medicated

#### Example Animated Discussion Slide

Preventing cross contamination of medication and non-medicated feeds is very important. Let's review some easy ways we can ensure this prevention.

Facilitate a discussion with youth about which of the listed actions prevent cross contamination. Stars will animate onto the screen one at a time from left to right and top to bottom as they are identified.

# YQCA Delivery Methods

## Instructor-led Workshops

### Example Quiz Slide

\_\_\_\_\_ is not a component of a feed tag, but is the most important nutrient for animal growth and development.

Vitamins

Minerals

Water

Fats

Preventing cross contamination of medication :

Facilitate a discussion with youth about which of

# YQCA Delivery Methods

## Instructor-led Workshops

Intermediate and Senior Instructor-Led Training

### OUTBREAK

#### CONTENT CONNECTION:

- Biosecurity

Optional Activity Example

#### MATERIALS AND SUPPLIES:

- Small cups for candy
- 2 types of individual candies like M & M candies or jelly beans (5-10 per person)

#### FACILITATING THE ACTIVITY:

- Give each participant other than 2 or 3 a small cup with 5 to 10 candies of one type inside
- Give the 2 or 3 participants a small cup with 5 to 10 candies of a different kind
- Remind participants to not eat their candy
- Instruct participants to move about the room and introduce themselves to other youth, exchanging a candy during the conversation. Continue this process for 2-3 minutes depending upon the size of group, before returning with the new mixture of candies to their seat.
- Have participants who started with jelly beans raise their hands. Share with them that those jelly beans represent a contagious disease like ringworm, warts, sore mouth, etc.
- Determine who ended up with jelly beans in their cup. Once hands are raised, share with participants that they have been exposed to the contagious disease and will likely be bringing it home to their farm.

# Becoming a YQCA Instructor...

## Current Youth PQA Plus Trainers

- ❖ Respond to email sent from YQCA on October 12<sup>th</sup>
  - ✓ Sign up for a training webinar
  - ✓ Sign & submit agreement
  - ✓ Pass exam
  - ✓ Training is free

## Not Youth PQA Plus Certified

- ❖ Contact Lexie to be submitted as an approved instructor
  - email [adhayes@ksu.edu](mailto:adhayes@ksu.edu)
    - ✓ Watch for an email from YQCA
    - ✓ Sign up for a training webinar
    - ✓ Sign & submit agreement
    - ✓ Pass exam
    - ✓ Training is free

# Youth Registration & Payment

## Online Certification

- ❖ Register and pay online through YQCA website
- ❖ Use 4HOnline credentials, or create a new account
- ❖ Can start training immediately

## Instructor-led Training

- ❖ Register and pay online through YQCA website
- ❖ Use 4HOnline credentials, or create a new account
- ❖ Additional funds above \$3.00 fee will be collected locally
- ❖ Participants will have to pre-register to show up on training roster




# Youth Registration & Payment

[Youth Livestock Progr...](#) [Kansas State University](#) [Kansas Junior Livestoc...](#) [Kansas State Fair](#) [Grand Drive](#) [Pork Checkoff](#) [Youth for the Quality ...](#) [Area maps | Research ...](#) [Kansas 4-H Youth Dev...](#) [Call Hall Dairy Bar | Se...](#)

[info@yqca.org](mailto:info@yqca.org) [help@yqca.org](mailto:help@yqca.org)



[Home](#) [About](#) [More Info](#) [Fairs & Shows](#) [Buy Coupons](#) [Contact](#) [Sign In/Register](#)



**A NEW OPTION FOR YOUTH LIVESTOCK EDUCATION**

[SIGN UP OR LOG IN](#)

# Youth Registration & Payment

Login - LearnGrow

Secure | <https://yqca.learngrow.io/Account/Login>

**YQCA**  
YOUTH FOR QUALITY CARE OF ANIMALS

Youth for the Quality Care of Animals

YQCA certification is now open! When you log in, there will be a Help button in the bottom right of the screen to notify us of any issues - Thank You!

4-H Online Sign In

Independent Sign In

**4Honline**  
4-H Enrollment and Event Registration

Sign in with 4HOnline

4HOnline login only available for Families

or

Username

Password

Sign In

Create a new account  
Forgot username or password?

Sign in using 4HOnline credentials.

Powered by **LearnGrow**

You are connected to TEXAS1-IIS-D | Version 2017.10.30.57 | Privacy Policy |  
© 2017 RegistrationMax LLC



# Youth Registration & Payment

The screenshot shows a web browser window with the URL <https://yqca.learngrow.io/Account/Login>. The page title is "Course List". There are three filter buttons: "Member" (selected), "Instructor", and "View All".

| Course               | Qualification  | Web-Based Training | Instructor-Led Training |
|----------------------|--|--------------------|-------------------------|
| Age 08: Junior       | To qualify for this course, you must have turned 8 in the previous calendar year.  | \$12.00            | \$3.00                  |
| Age 09: Junior       | To qualify for this course, you must have turned 9 in the previous calendar year.  | \$12.00            | \$3.00                  |
| Age 10: Junior       | To qualify for this course, you must have turned 10 in the previous calendar year. | \$12.00            | \$3.00                  |
| Age 11: Junior       | To qualify for this course, you must have turned 11 in the previous calendar year. | \$12.00            | \$3.00                  |
| Age 12: Intermediate | To qualify for this course, you must have turned 12 in the previous calendar year. | \$12.00            | \$3.00                  |
| Age 13: Intermediate | To qualify for this course, you must have turned 13 in the previous calendar year. | \$12.00            | \$3.00                  |
| Age 14: Intermediate |  |                    |                         |
| Age 15: Senior       |  |                    |                         |
| Age 16: Senior       |  |                    |                         |

Course Selection (based on age of youth)

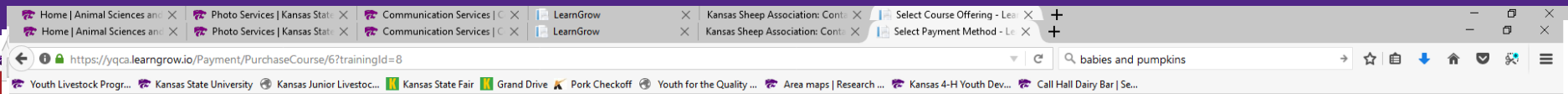
# Youth Registration & Payment

The screenshot shows a web browser window displaying the 'Youth for the Quality Care of Animals' website. The page is titled 'Course Offering Selection' and features two main options for the 'Age 10: Junior' course. On the left, the 'Web-Based Training' option is priced at \$12.00. On the right, the 'Instructor-Led Training' option is priced at \$3.00. Both options include a 'Purchase Course' button and a note stating that users must have turned 10 in the previous calendar year. The instructor-led option also includes dropdown menus for 'State' (set to Kansas) and 'Training' (set to Manhattan: Weber Arena, Kansas State University). A central 'or' separator is positioned between the two options. At the bottom of the page, there is a footer with 'Powered by LearnGrow', connection information for TEXAS1-IIS-D, version 2017.10.30.57, a privacy policy link, and a copyright notice for RegistrationMax LLC. A 'Help' button is visible in the bottom right corner.

Course Selection: Online vs. Instructor-Led

The footer section of the website contains the following information: 'Powered by LearnGrow', 'You are connected to TEXAS1-IIS-D | Version 2017.10.30.57 | Privacy Policy', and '© 2017 RegistrationMax LLC'. Below this, there is a list of course offerings: 'Course Age 14: Intermediate', 'Course Age 15: Senior', and 'Course Age 16: Senior'. A 'Help' button is located in the bottom right corner. The text 'Research and Extension' is visible in the bottom left corner, and '100Life' is in the bottom right corner.

# Youth Registration & Payment



## Payment Options:

1. Pay with a CC online.

← Back to Course List

**Select payment method**

|                   |                         |
|-------------------|-------------------------|
| Course            | Age 10: Junior          |
| Amount            | \$3.00                  |
| Type              | Instructor-Led Training |
| Certification for | Lexie Hayes             |

**Apply a coupon code if you have one**

Coupon Code

Select from one of your existing credit cards or add a new one.

2. Office purchases Coupon Codes for members, as necessary.

3. Sponsor purchases Coupon Codes for members and distributes them.

**Extension Offices do not handle the funds!**

# YQCA Funds

## Non-profit Organization

- ❖ Register and pay online through YQCA website
- ❖ Use 4HOnline credentials, or create a new account
- ❖ National Standard – fee is set by the YQCA Board
  - ✓ Funds are NOT going to KSRE, Kansas 4-H, Kansas State University, or any other Kansas entity
- ❖ Fees are NOT handled by the local Extension Office

## Fee Structure

- ❖ Utilized for technical support, web development, program development, system management

# Certification Management

## Obtaining Certificate

- ❖ Electronically available by logging onto account after training completion
- ❖ Certificate may be printed, emailed, or saved to device

## Record Access

- ❖ Certified kids listed under instructor's account
- ❖ Indicated on 4HOnline profile of 4-H members

# Future Impacts

## Quality multi-species program

- ❖ Potential option for counties seeking an LQA program

## Youth PQA + Discontinued

- ❖ Traditional YPQA+ will be discontinued as of 12/31/2017
  - ✓ Transitioning to support YQCA
  - ✓ Pork Board support will also eventually terminate
- ❖ Certification numbers will be valid until expiration
  - ✓ Trainers can still look up numbers in 2018

# State Requirements

## Kansas 4-H & FFA Members

- ❖ NO state-mandated requirement for Kansas youth

## KSF & KJLS

- ❖ Currently only YPQA+ required for swine exhibitors
  - ✓ Will be modified with the discontinuation of YPQA+
- ❖ 2018 requirement will be determined by boards
  - ✓ Final decision announced by March 1 (tentatively)

# Website

info@yqca.org help@yqca.org



Home About ▾ More Info ▾ Fairs & Shows Buy Coupons Contact Sign In/Register



A NEW OPTION FOR YOUTH LIVESTOCK EDUCATION

SIGN UP OR LOG IN



[www.yqca.org](http://www.yqca.org)

Knowledge  
forLife



# Upcoming Events

## Junior Producer Days

- ❖ Junior Sheep Producer Day – March 17, 2018
- ❖ Junior Beef Producer Day – March 24, 2018

## Livestock County Fair Management Clinics

- ❖ Gray County Fairgrounds, Cimarron – April 10, 2018
- ❖ Jackson County Fairgrounds, Holton – April 12, 2018

# Thank You!

Alexa Hayes – NOT “Lexie Hayes” in system

[adhayes@ksu.edu](mailto:adhayes@ksu.edu)

(785)532-1264

[www.youthlivestock.ksu.edu](http://www.youthlivestock.ksu.edu)



Kansas State Youth Livestock Program  
@ksuyouthlivestock



K-State Youth Livestock Program  
@ksuylp