



Youth PQA Plus[®] Online Training

The National Pork Board has launched a revised version of Youth PQA Plus, which includes an online training option.

Training is available for youth age 8-19 based on their age on January 1 of the certification year. Parents can register to manage their children's training (**parental registration is required for youth age 8-12**). Or children 13-19 can self-register.

- Once the YOUTH has signed up and activated an online training session, they will have **30 days to complete the training**.
- Youth who are in the beginner age bracket will complete a course.
- Youth who are in the intermediate and advanced age brackets will be presented a course and an exam. The youth will have three opportunities to achieve a 70% or better score to pass the exam. This is a closed book exam
- For Intermediate and Advanced, the certification expiration date will be calculated based on their age in their bracket. Maximum length of certificate could be three years, at minimum a youth will earn a one year certificate.
- See the Minimum Standards document at <http://porkcdn.s3.amazonaws.com/sites/all/files/documents/YouthPQAPlus/Min%20Standards.pdf> for an explanation of how expiration dates are calculated based on age/test out.

How to register for Youth PQA Plus training online

- Access www.pork.org. Click the Online Training link in the upper right corner of the webpage
- In the **Need Help?** box, click "Register if you don't have a pork.org account."
 - » Parent registration* can manage training for youth ages 8 – 19, they must manage training for youth ages 8-12
 - » Youth self-registration ages 13-19

*If you are registering as a PARENT, you complete the registration page with the parent name, address, date of birth.

Log in with your existing Pork.org account

Username

Password

Login

Need Help?

- Register if you don't have a Pork.org account.
- Retrieves your username if you've forgotten it.
- Reset your password if you've forgotten it.



Parent Registration Options

Option I: Parent WITH an existing pork.org login account

If the PARENT has an existing pork.org login, the PARENT should input their Username and Password (parent may be an advisor, producer, research reviewer or registered user of a password protected tool kit).

Option II: Parent WITH a Certification Number (PQA Plus, TQA Certified)

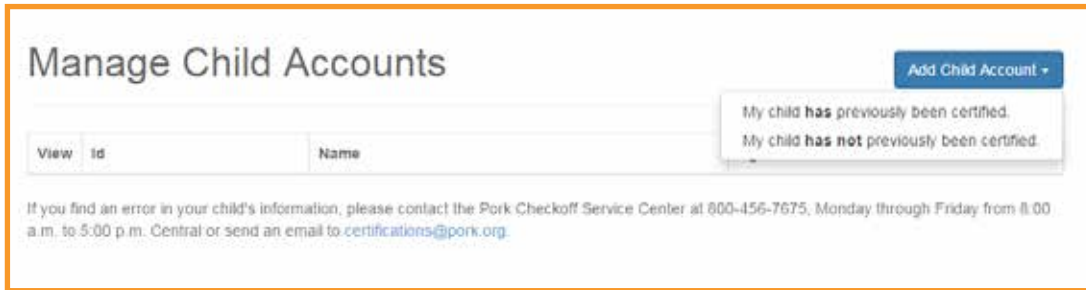
- Select “Register if you don’t have a pork.org account”
- PARENT must create a user name/ password, input email address
 - » User name at least 5 characters, can be longer, NO SPACES
 - » Password at least 7 characters, alpha-numeric, at least one number and one special character (!@#\$\$&*)
- Have you been previously certified? Click Yes
- Enter the PARENT’s certificate number in the designated field
- Site will return information that is on file with National Pork Board.
- Check the box at the bottom of the page, “Do you accept the privacy statement?”
- Site will take user to the Learning Management System Dashboard
 - » In the top menu bar, Click Online Training>Manage/Train My Children
 - » Use feature to Add Child Account
 - § See Manage Child Accounts instructions on next 2 pages

Option III: Parent WITHOUT a Certification Number

- Select “Register if you don’t have a pork.org account”
- PARENT must create a user name/ password, input email address, parent date of birth
 - » User name at least 5 characters, can be longer, NO SPACES
 - » Password at least 7 characters, alpha-numeric, at least one number and one special character (!@#\$\$&*)
- Have you been previously certified? Click No
- Input all required information with Parent’s date of birth
- Check the box at the bottom of the page, “Do you accept the privacy statement?”.
- Site will take user to the Learning Management System Dashboard
 - » In the top menu bar, Click Online Training>Manage/Train My Children
 - » Use feature to Add Child Account
 - § See Manage Child Accounts instructions on next 2 pages

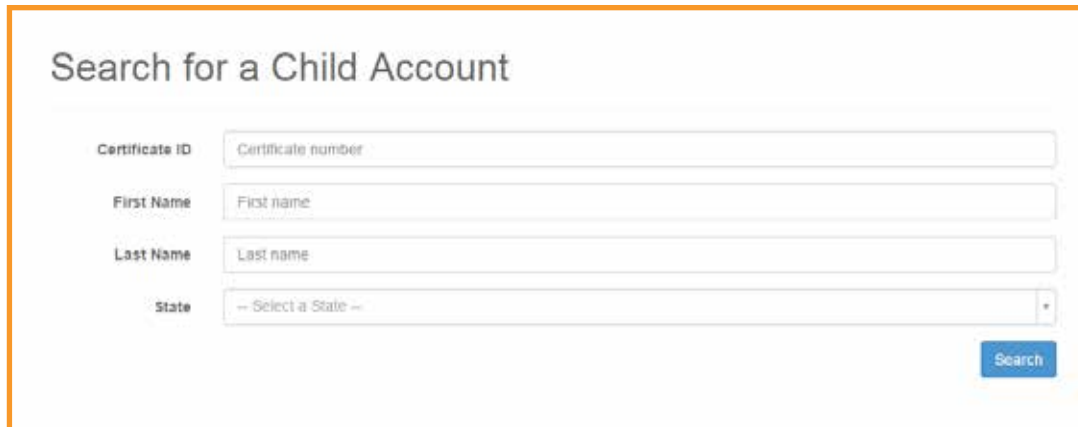
Parent Registration - Manage Child Accounts

If child has previously been certified, you will be presented with a Search Screen. Search by Certificate ID, or First/Last Name (consider nicknames when searching). State code is optional, but will help narrow your results.



Repeat this procedure as necessary to enter each of the children age 8 to 12 requiring training.

Parents can also choose to manage 13 – 19 year olds in this same manner, OR they can allow their 13 – 19 children to self-register to train.

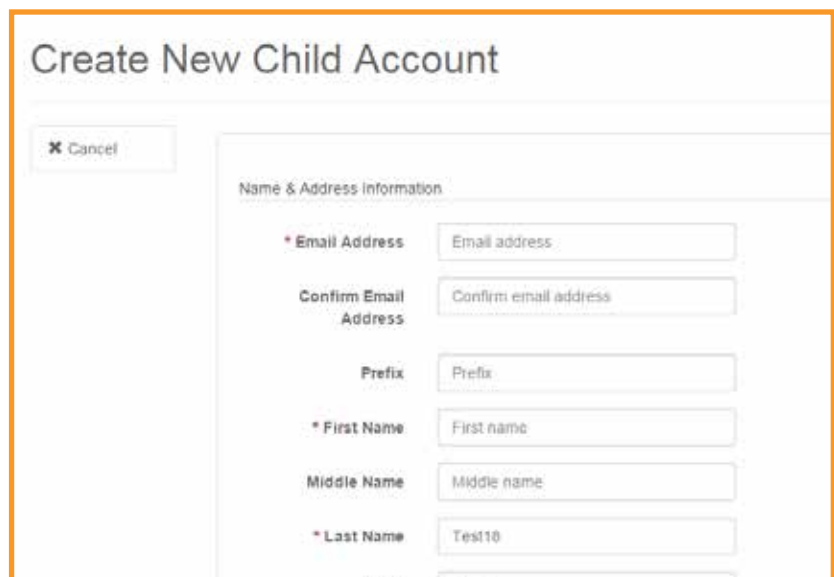


If child has not previously been certified, you will be presented with a Create New Child Account Screen. Complete all required information and accurately input date of birth.

Repeat this procedure as necessary to enter each of the children age 8 to 12 requiring training.

Parents can also choose to manage 13 – 19 year olds in this same manner, OR they can allow their 13 – 19 children to self-register to train.

Youth Self-registration instructions are presented later in this document.



Parent Registration – Manage/Train My Children

The process of adding a child to the account will activate an age appropriate training session.

Click on the <View> icon (eyeball) to expand the child record.

Manage Child Accounts

[Add Child Account +](#)

View	Id	Name	Age
	4162720004	test Test18	10

If you find an error in your child's information, please contact the Pork Checkoff Service Center at 800-456-7675, Monday through Friday from 8:00 a.m. to 5:00 p.m. Central or send an email to certifications@pork.org.

Click <Continue> button to open active training session.

Active Learning Events

Learning Event Name	Trainer	Expiration Date	
PQA Plus Youth Beginner	Online	5/17/2015	<input type="button" value="Continue"/>

If you find an error in your child's information, please contact the Pork Checkoff Service Center at 800-456-7675, Monday through Friday from 8:00 a.m. to 5:00 p.m. or send an email to certifications@pork.org.

Click <View> to launch training step(s).

PQA Plus Youth Beginner

Step 1: Learn

You're making some progress

Requirement	Type	Status	
PQA Plus Youth Beginner	Course	NotStarted	<input type="button" value="View"/>

Youth – Self Registration

- Access www.pork.org. Click the Online Training link in the upper right corner of the webpage
- In the **Need Help?** box, click “Register if you don’t have a pork.org account.”
 - » If the youth is age 13-19, they are old enough to self-register.

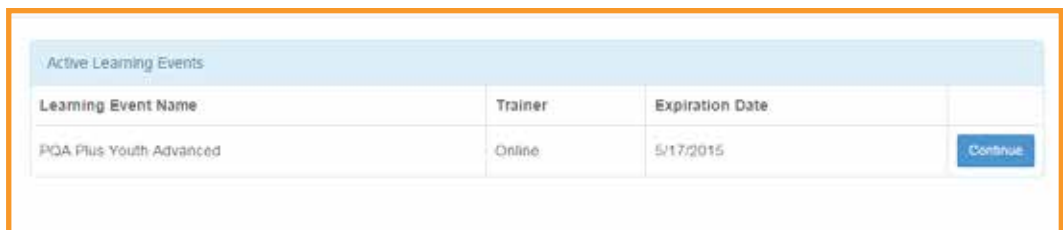
Option 1: Youth WITH Previous Certification

- Select “Register if you don’t have a pork.org account”
- Youth must create a user name/ password, input email address
 - » User name at least 5 characters, can be longer, NO SPACES
 - » Password at least 7 characters, alpha-numeric, at least one number and one special character (!@#\$\$&*)
- Have you been previously certified? Click Yes
- Enter the youth’s certificate number in the designated field
- Site will return information that is on file with National Pork Board.
- Check the box at the bottom of the page, “Do you accept the privacy statement?”
- Site will take user to the Learning Management System Dashboard
 - » In the top menu bar, Click Online Training>My Training

Option II: Youth WITHOUT a previous certification

- Select “Register if you don’t have a pork.org account”
- Youth must create a user name/ password and input email address
 - » User name at least 5 characters, can be longer, NO SPACES
 - » Password at least 7 characters, alpha-numeric, at least one number and one special character (!@#\$\$&*)
- Have you been previously certified? Click No
- Input all required information with youth’s date of birth
- Check the box at the bottom of the page, “Do you accept the privacy statement?”.
- Site will take user to the Learning Management System Dashboard
 - » In the top menu bar, Click Online Training>My Training

When successfully registered, go to Online Training>My Training and age appropriate training session will be available for the self-registered youth.



Active Learning Events			
Learning Event Name	Trainer	Expiration Date	
PQA Plus Youth Advanced	Online	5/17/2015	Continue

If you have any further questions about the Youth PQA Plus program for Kansas youth, please contact Lexie Hayes via email at adhayes@ksu.edu, or via phone at (785)532-1264.